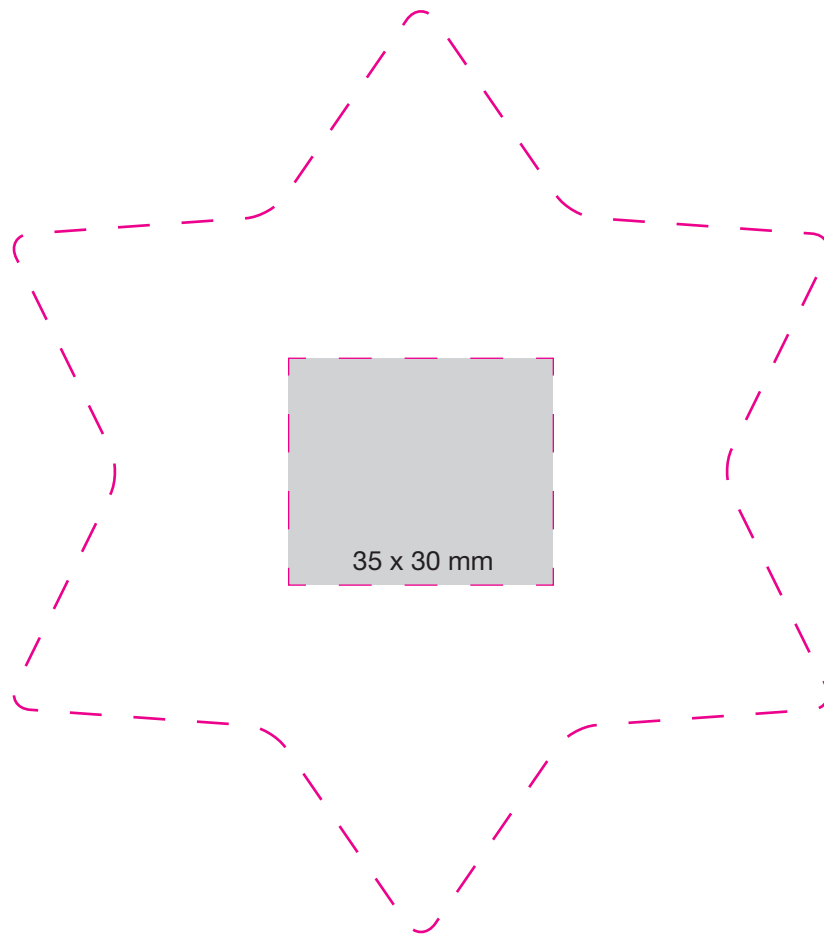






# Template

## Gingerbread Star (Digital printing food colours\*)



\*due to the food colours used, colour differences may occur

|   |  |
|---|--|
|  | <p>The files have preferably been created with Adobe Illustrator (CC), Adobe InDesign (CC) or Adobe Photoshop (CC).</p>  |
|  | <p>Images should have a resolution of at least 300 dpi, logos and other objects of at least 1200 dpi. The best results are achieved with vectorized files.</p> <p>Vectorize all fonts or provide all fonts used (for PC).</p>  |
|  | <p>Indicate as CMYK (4c Euroscale).</p>  |
|  | <p>Since December 13, 2014 the rules of EU-regulation 1169/2011 concerning the Food Information Regulation (LMIV) have to be observed. This regulation includes the ingredients list, the labeling of allergens, the product name (within the visual area), the net quantity (within the visual area), the best before date as well as the full name and address of the distributor. All legal requirements have to be printed clearly and readably with a minimum font size of <b>1,2 mm related to the letter "x"</b>. As soon as the maximum surface area of the packaging is less than 80 cm<sup>2</sup>, the <b>minimum font size is 0,9 mm</b>. Concerning smallest packaging - that is less than 10 cm<sup>2</sup> for the maximum surface area - only the most important legal requirements (such as the product name, the net quantity, the best before date) have to be mentioned - however in the font size of 0,9 mm related to the small x.</p> |